

The background features a blurred, modern building facade with a grid of windows and curved architectural lines. On the left side, there are several overlapping architectural blueprints. One blueprint at the top left shows a floor plan with labels like 'FLOOR' and 'DETAIL F1'. Another blueprint below it shows a 'SECOND FLOOR' plan. A third blueprint further down shows a 'FIRST FLOOR' plan with the text 'AIR NO 2' and 'DRAWING FLOOR PLAN SEE SHEET 9'. At the bottom left, a blueprint shows a cross-section of a staircase with the text 'DETAIL OF TERRAZZO TREADS'.

Made to Conquer

Part 2: The Staircase of Deception

Hanno van Staden



Made to Conquer

Part1: 5 pointers from Romans 8

- 1) Believers will have challenges to conquer
- 2) Jesus knows about every challenge you face
- 3) Satan has a purpose with your suffering
- 4) God has a purpose with your suffering
- 5) We conquer “these things” through the love of God



“3) Satan has a purpose with your suffering”

The enemy has a game plan, full of tricks and ambushes, to **separate, isolate and destroy** us

Being aware of his tactics helps us to stay clear of traps!

Understanding Deception

Synonyms: *misrepresentation, falsehood, untruths, misleading*

“the salesman deceived me by saying that the car was in a good condition”

- Only works when we are uninformed, or choose it (self-deception)

Deception



The background of the slide is a composite image. On the left side, there are several sheets of architectural blueprints with technical drawings and labels such as 'FLOOR', 'DETAIL P-1', 'DETAIL P-2', 'TERAZZO TREADS', and 'RAZZO TREADS'. On the right side, there is a photograph of a modern building with a curved, glass facade and a series of horizontal lines, possibly representing a staircase or a walkway. The overall color scheme is light blue and white.

Staircase of Deception

1. Starts with the door of **Deception** - it always *looks good*, it is tempting!
2. Leads you onto steps of **Pride** and/or **Shame**
3. It always, always, **ends in the dungeon**
(Isolation; Being destroyed; removed from God)

The background of the slide features a collage of architectural blueprints. On the left side, there are vertical sections labeled 'FIRST FLOOR', 'SECOND FLOOR', and 'PENHOUSE'. At the top, there are details labeled 'DETAIL #1' and 'DETAIL #2'. At the bottom, there are sections labeled 'PRECAST TERRAZZO TREADS' and 'L. OF TERRAZZO TREADS'. The blueprints are overlaid on a light blue background with a grid pattern and some bokeh light effects.

Gen 3: 1-8

- (Gen 3:1) Now the serpent was **more crafty** than any other beast of the field that the Lord God had made. He said to the woman, "Did God actually say, 'You shall not eat of any tree in the garden'?"

The background of the slide features a collage of architectural blueprints. On the left side, there is a vertical strip of blueprints with labels such as 'PENTHOUSE', 'SECOND FLOOR', 'FIRST FLOOR', 'AIR, N° 2', 'GROUND FLOOR PLAN SEE DWG. N° 9', and 'L. OF TERRAZZO TREADS'. The main area of the background is a light blue gradient with faint, glowing circular patterns and a grid of thin lines, suggesting a modern architectural or design theme.

Gen 3: 1-8

- (Gen 3:2) And the woman said to the serpent, "We may eat of the fruit of the trees in the garden,
- (Gen 3:3) but God said, 'You shall not eat of the fruit of the tree that is in the midst of the garden, neither shall you touch it, lest you die.'"



Gen 3: 1-8

- (Gen 3:4) But the serpent said to the woman, "You will not surely die."
- (Gen 3:5) For God knows that when you eat of it your eyes will be opened, and **you will be like God, knowing good and evil.**"

The background of the slide features a collage of architectural blueprints. On the left side, there is a vertical strip of blueprints with labels such as 'PENTHOUSE', 'SECOND FLOOR', 'FIRST FLOOR', 'AIR N° 2', and 'PRECAST TERRAZZO TREADS'. The top right corner shows a detailed floor plan with labels 'DETAIL F1' and 'DETAIL F2'. The overall background is a light blue gradient with a subtle grid pattern.

Gen 3: 1-8

- (Gen 3:6) So when the woman saw that the tree was good for food, and that **it was a delight to the eyes**, and that the tree was to be desired **to make one wise**, she took of its fruit and ate, and she also gave some to her husband who was with her, and he ate.



Gen 3: 1-8

- (Gen 3:7) Then the eyes of both were opened, and they knew that they were **naked**. And they sewed fig leaves together and made themselves loincloths.

The background of the slide features a collage of architectural blueprints. On the left side, there are vertical sections of blueprints with labels such as 'PENTHOUSE', 'SECOND FLOOR', 'FIRST FLOOR', 'AIR NO 2', 'GROUND FLOOR PLAN SEE DWG NO 9', and 'L. OF TERRAZZO TREADS'. At the top, there are horizontal sections with labels 'DETAIL F1' and 'DETAIL F2'. The blueprints are overlaid on a light blue background with a grid of thin white lines and a subtle pattern of small white dots.

Gen 3: 1-8

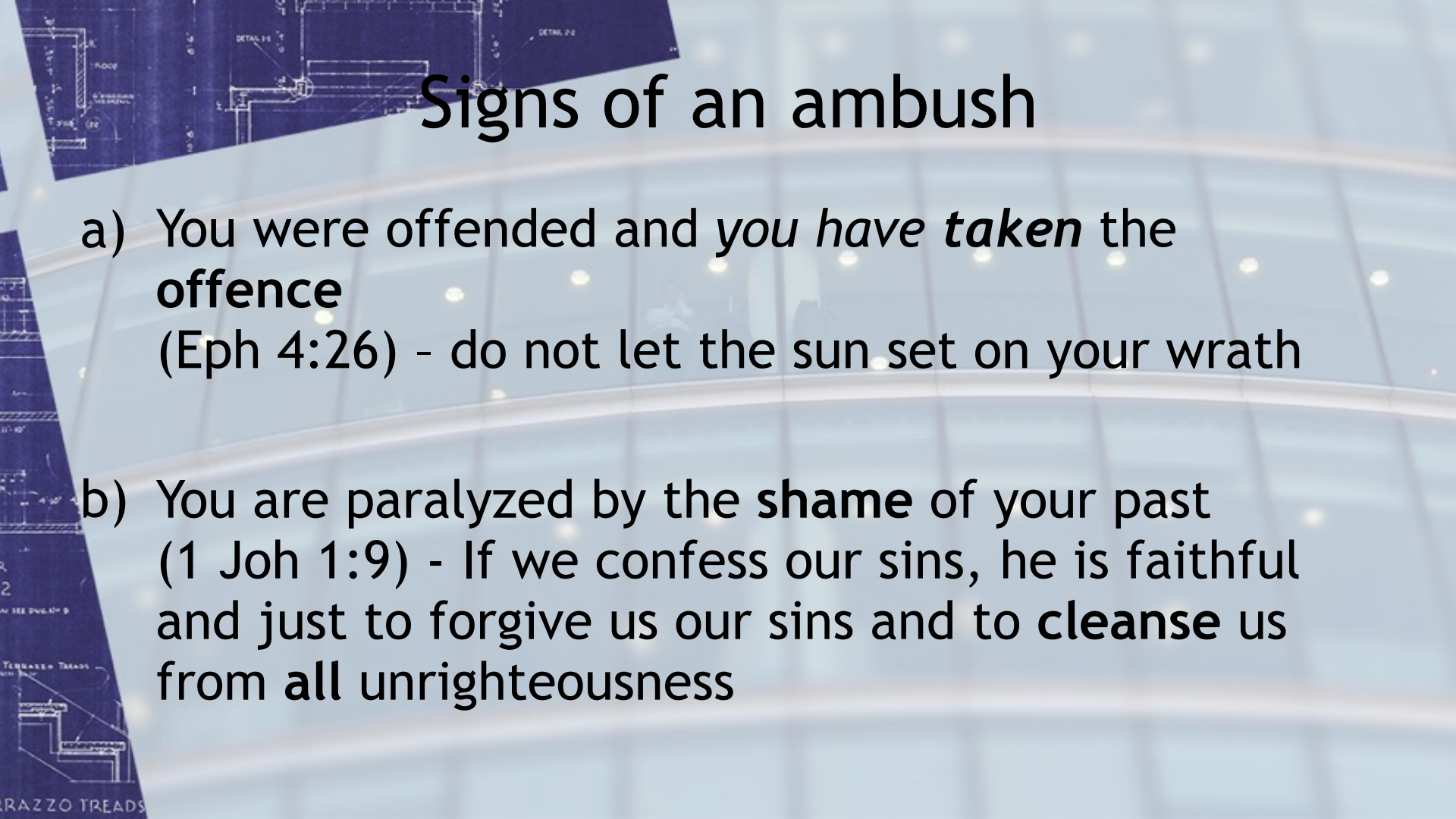
- (Gen 3:8) And they heard the sound of the Lord God walking in the garden in the cool of the day, and the man and his wife **hid themselves** from the presence of the Lord God among the trees of the garden. .

The background of the slide features a modern, curved staircase with a glass railing and a blue-tinted architectural blueprint overlay on the left side. The blueprint includes technical drawings of stairs and floor plans with labels such as 'FLOOR', 'DETAIL P-1', 'DETAIL P-2', 'TERMINAL TREADS', and 'RAZZO TREADS'.

Staircase of Deception

The enemy has a game plan, full of tricks and ambushes, to **separate, isolate and destroy** us:

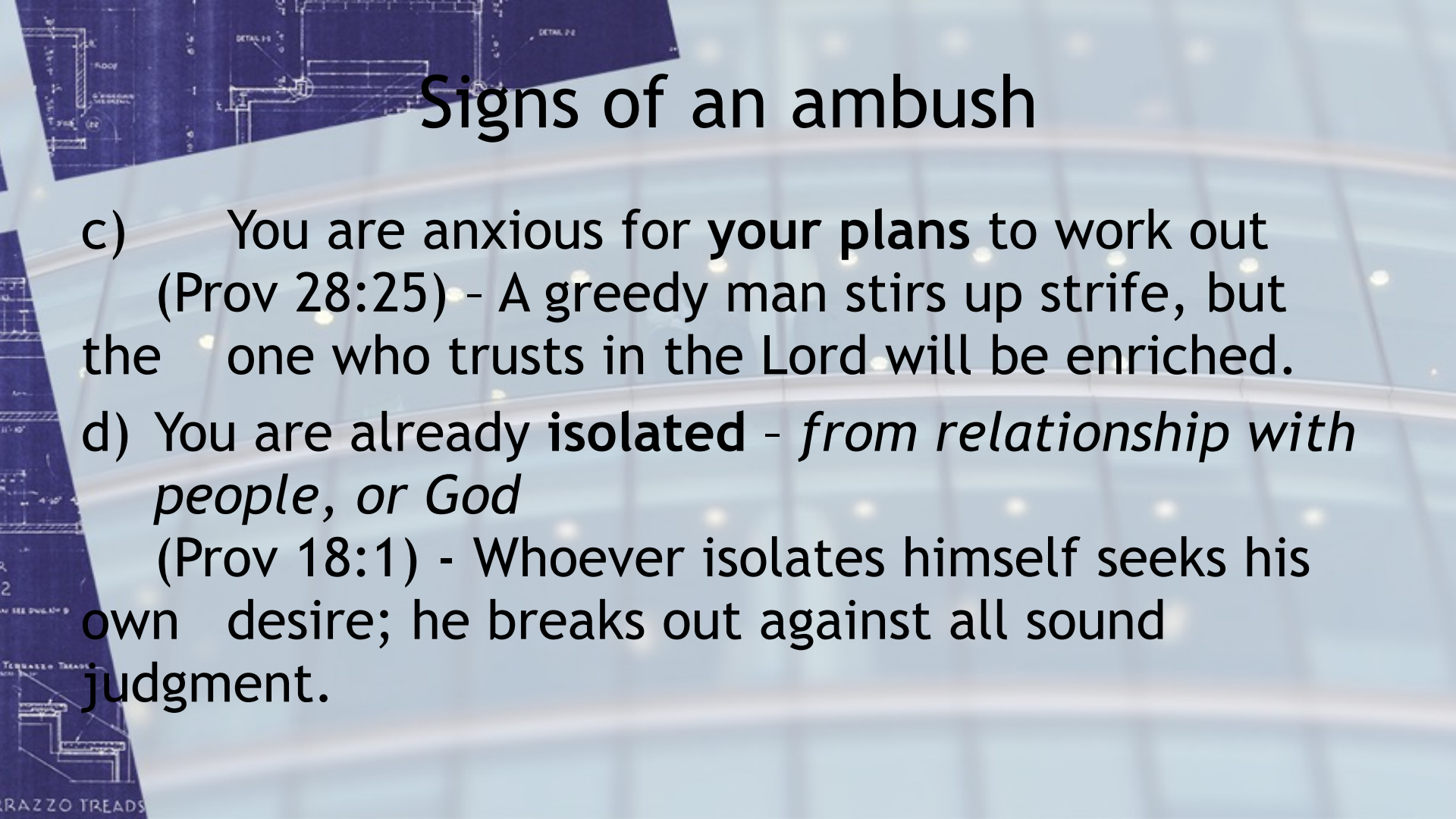
1. Starts with the door of **Deception** - it always *looks* good
2. Leads you onto steps of **Pride** and/or **Shame**
3. It always, always, **ends in the dungeon** (Isolation; Being destroyed)



Signs of an ambush

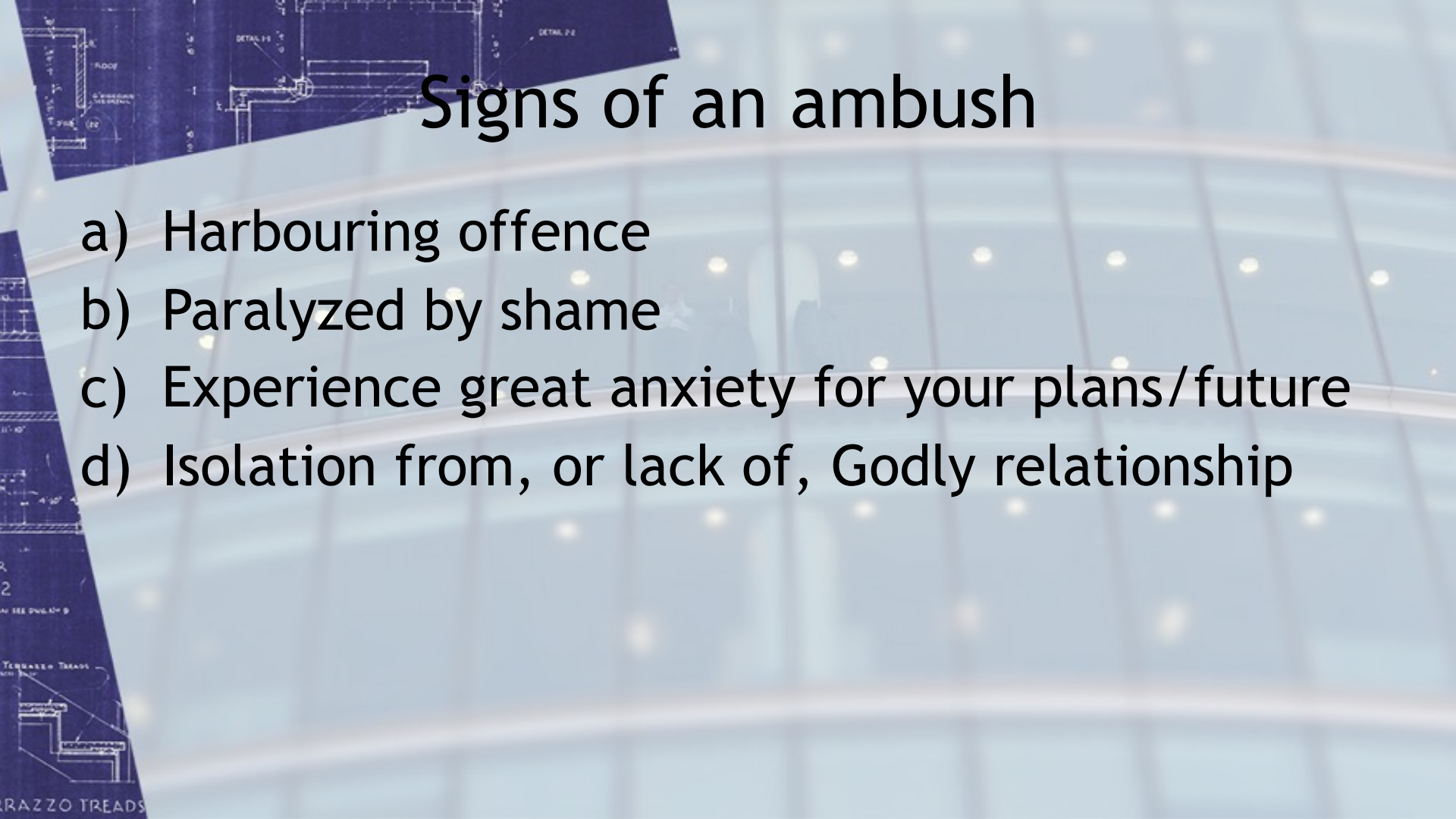
- a) You were offended and *you have taken* the **offence**
(Eph 4:26) - do not let the sun set on your wrath

- b) You are paralyzed by the **shame** of your past
(1 Joh 1:9) - If we confess our sins, he is faithful and just to forgive us our sins and to **cleanse** us from **all** unrighteousness



Signs of an ambush

- c) You are anxious for **your plans** to work out
(Prov 28:25) - A greedy man stirs up strife, but the one who trusts in the Lord will be enriched.
- d) You are already **isolated** - *from relationship with people, or God*
(Prov 18:1) - Whoever isolates himself seeks his own desire; he breaks out against all sound judgment.

The background of the slide is a composite image. On the left side, there are several sheets of architectural blueprints with technical drawings and labels such as 'FLOOR', 'DETAIL F-1', 'DETAIL F-2', 'TERAZZO TREADS', and 'RAZZO TREADS'. On the right side, there is a blurred image of a modern building's interior, showing a curved glass facade and a walkway with people walking. The overall color palette is light blue and white.

Signs of an ambush

- a) Harboursing offence
- b) Paralyzed by shame
- c) Experience great anxiety for your plans/future
- d) Isolation from, or lack of, Godly relationship



How do we defend ourselves?



1) Community

- (Ecc 4:9-10) Two are better than one, because they have a good reward for their toil. 10For if they fall, one will lift up his fellow. But woe to him who is alone when he falls and has not another to lift him up!



1) Community

- (1 Joh 1:7) But if we walk in the light, as he is in the light, we have fellowship with one another, and the blood of Jesus his Son cleanses us from all sin.



How we defend ourselves

1) Position yourself in a Godly community

2) Truth

- (Joh 8:32) And you will know the truth, and the truth will set you free.
- (Prov 30:5) Every word of God proves true; he is a shield to those who take refuge in him.



How we defend ourselves

- 1) Position yourself in a Godly community
- 2) *Know* the Truth - the Word and the Person

..to be continued in Part 3